

Submerged with Babies – 2s VBS 2016

Gather:

- Copies of *Submerged VBS 2016 Babies-2s Leader Guide*
- *Submerged VBS 2016 Babies-2s Leader Pack*
- *Preschool Keepsake Book*
- Tear Sheets

Prepare:

- Print items from the Enhanced CD and place in notebook
- Any Leader Pack Items you plan to include in your conference
- Copy “Submerged in Numbers” handout – one per conferee
- Print the “Numbered Bubbles” at the end of this outline. Cut out and attach to the focal wall. (optional)

I. Intro

Hand out “Submerged in Numbers” to each conferee. Encourage them to work with a partner to fill in the blanks with the numbers provided on the handout. (If you chose to print out the numbered bubbles, point those out to the conferees as you discuss the answers.)

Discuss what how each point impacts how we should teach young preschoolers.

Answers:

- From birth through toilet training, babies go through about **8000** diaper changes! *(So, you can definitely plan to change some diapers. But, know that as you change those diapers, you are meeting a need of that baby. He is learning to trust that people at church care for him.)*
- The average toddler takes **176** steps a minute. *(Wear your running shoes! We can't expect a toddler to sit still for very long. They are active learners and we have to teach “on the go!”)*
- Parents of newborns miss out on **6** months of sleep by the time their child is 2. *(Remember that you are also ministering to the parents of these babies while they're in your care.)*
- By age 3, a toddler will have more than **1000** trillion synapses (neural pathways of learning); by adulthood, more than 50% of these will be closed off. *(This is why we want to take advantage of every opportunity to teach while we have these little ones in our care during VBS. They are always learning and we're always teaching!)*

- Some parents spend an average of less than **6** minutes a day playing with their children. *(Since this is a major avenue of learning for preschoolers, we want to take every opportunity to play with them as we teach.)*
- A toddler's high chair has around **1500** times more germs on it than his potty chair. *(Hygiene! Hygiene! Hygiene!)*
- The average 2-year-old adds **5** new words to her vocabulary every day. *(Talk to the child. Describe every activity – even if you're only looking out the window. Describe what you see. Introduce new words throughout your session.)*
- Babies laugh an average of 300 times per day. An adult laughs an average of 60. *(Relax and enjoy!)*

Say: "VBS gives us an opportunity to make such an impact on a child's life. A life-long impact."

II. Curriculum

Show the Leader Guide, Leader Pack and Keepsake Book.

Leader Guide Information

- Remind conferees about the new look for the Babies–2s leader guide.
- This year, the font has been enlarged and the background changed to make it even easier to read.
- Demonstrate the "flip" aspect of the book and the ease of holding it in your hand or propping it up on a changing table or cabinet.
- Ask the group if any used it last year and what their thoughts were. Affirm answers. (If you receive suggestions, please let the VBS team know.)
- Show how the guide is broken down into 5 Sections
 - Teacher Tips
 - Bible Content
 - Theme Activities and Recreation
 - Music and Movement
 - Continue the Connection

Teacher Tips

- This section encourages the teacher to familiarize themselves with the leader guide, pack, Preschool Keepsake Book, and enhanced CD.
 - Take a few minutes to look at the guide. Ask for things they notice that are different.
- This section includes: (briefly discuss each point)
 - Tips on choosing activities – how many and how often.

- Briefly discuss that for young babies, the schedule is determined by the needs of the child.
- Reassure the group that not every activity has to be taught. Help them know that they need to choose with the kids in their classroom in mind.
- Remind them that flexibility is key with this age group. Sometimes, plans will change ... even in the middle of an activity!
- A sample schedule
 - Remind conferees that if nothing is planned, then nothing will happen.
- Safety and security tips
 - Stress the fact that even though the families of these young preschoolers in their classes are more than likely members of your church, security is still extremely important during VBS!
 - Remind the group that if their churches choose to use teenage helpers, utmost care must be taken to ensure the safety of preschoolers. Teens should not be left alone with kids. Always have adults in the rooms.
- Hygiene tips
 - Inform the group that guidelines for hygiene can be found on the enhanced CD.
 - Briefly discuss other hygiene points listed in the guide.
- Snack tips
 - Remind conferees that snacks for this age group are determined by what the parents send with their children.
 - If other snacks are offered, make sure that teachers are aware of any allergies or possible choking hazards.

III. Bible Content

- The overarching content is the same as the 3s through Kindergarten.
 - If conferees have not been to an overview of the biblical content, share the five stories with the group.
- Emphasize that the content is handled in an age-appropriate way for this age group.
- Stress that the Christ Connection is for the teacher – not the preschoolers.
- Note that there are Bible story points for Babies-Younger 1s as well as a very short story for Older 1s and 2s.
- There is also a page called “Bible Story Plus” that will give tips for telling the Bible story as well as some activities for an abbreviated group time for 2s.
- Point out that Bible activities are provided that are designed to specifically go with each day's Bible story.

- Demonstrate the “flip” feature with younger activities on one side and older activities on the other.

II. Theme Activities and Recreation

- Point out that these activities are in addition to Bible activities and can be incorporated into any day of the week.
- Show the two icons – one that indicates which activities might be repeated during the week and the other that the activity uses the Preschool Keepsake Book.
- Show the Recreation Ideas page that will provide fun recreation activities suitable for this age group.

IV. Music and Movement


- This section includes words to the music on the CD as well as additional songs sung to familiar tunes.
- Option: Maybe sing one of the familiar tune songs for those who may not be know this music.
- As time allows, play one or two of the songs from the CD.

V. Continue the Connection

- Remind conferees the importance of what they're doing during VBS. Although most of their children will be leaders' kids, they may have some who are not.
- Make note of the suggestions listed on this last page of the book. Stress the importance of the relationship they're building with the parent. Even a few words at the door each morning can make an impact.
- Be sure to send out the Parent Update each day. This could be the only way a parent will hear about what the child learned that day.
- Invite parents to other events of the church – Celebration Night, Small Group Bible Studies, etc.
- Take the Keepsake Book on a home visit. Include the child's small group leader when you go. This will help make the transition to Sunday morning easier for the child and the parent.

VI. Closing

Ask for questions. Thank the group once again for teaching this important group of preschoolers, reminding them of the importance of laying a good foundation for spiritual growth. Close in prayer.



in Numbers!

From birth through toilet training, babies go through about _____ diaper changes!

The average toddler takes _____ steps a minute.

Parents of newborns miss out on _____ months of sleep by the time their child is 2.


By age 3, a toddler will have more than _____ trillion synapses (neural pathways of learning); by adulthood, more than 50% of these will be closed off.

Some parents spend an average of less than _____ minutes a day playing with their children.

A toddler's high chair has around _____ times more germs on it than his potty chair.


The average 2-year-old adds _____ new words to her vocabulary every day.

Babies laugh an average of _____ times per day. An adult laughs an average of 60.




100

800



6



6



5



150



176

300